



# OFFSHORE S

## Key Features:

- Lifetime limited hull warranty
- Offshore bracket with welded Bomar hatch
- Aluminum self-bailing deck includes fish box & floor grip non-skid surface
- Full hard top with Alaskan bulkhead, heavy-duty sliding door, & cabin windows
- Boarding ladder with welded grab handle
- One color painted side stripe to waterline with clear coat
- Cabin exterior, aft deck, cabin interior, & cuddy trunk - Marble Stone Zolatone
- Suspension helm seats
- Electronics box, full over-head electronics box above helm from port to starboard
- Enclosed v-berth storage with locking doors, upholstered headliner, and marine carpet. Includes: v-berth sleeper cushions
- Rear cowl storage
- Wash down pump
- Triple bank battery system (Dual HD cranking marine batteries & single house battery with selector switch and ACR)
- Bilge pump with auto-float

**Life is better in a North River**



## Eat. Fish. Sleep. Repeat.

This boat enhances stability in rough waters, ensuring a secure and dry fishing experience. Plus, enjoy options for larger fuel and/or fish hold capacity. Boasting a 55° hull entry, 20° deadrise, .250 transom, and 28" interior side height, it's a reliable companion for any excursion.

Offshore S	2500S	2700S
Length Overall	28'4"	30'4"
Centerline Length	25'	27'
Cabin Length/ Height	84"/80"	84"/80"
Cockpit Length/Width	101"/92"	125"/92"
Beam	8'6"	8'6"
Bottom	.250	.250
Sides	37" x .190	37" x .190
Fuel Capacity - Gallons	124	160
Dry Weight - lbs	5,000	5,700
Person Capacity	6	8
Person Wt. Capacity	1,110	1,480
Max Wt. Capacity on water (Persons, Motors & Gear) - lbs	4,175	4,728
Max Horsepower	500	600

### Boat on Trailer Dimensions - Average values\*

Highest Fixed Point	11'	11'
Length Overall Coupler to Main Engine	35'	37'

\*Make of trailer will affect actual values



## Offshore S

- 25' x 8' 6" Offshore 2500S
- 27' x 8' 6" Offshore 2700S



### Fabrication

- 1015 - Aft station helm, console only
- 1020 - Aft steering helm, single engine
- 1020A - Aft steering helm, twin engine
- 1045 - Plano storage inside console
- 1050 - Beaching plate
- 1101 - Toe kick, welded
- 1103 - Crab pot protector (Starboard only)
- 1109 - Transom, upgrade to 30"
- 1199 - Bracket, offshore single engine 350HP ↑
- 1200B - Bracket, offshore for twin engine
- 1200C - Bracket, offshore with 1/2" plate (Over 800 HP, twin engine)
- 1220 - Bracket, welded swim deck kicker (Port)
- 1270 - Brackets, welded down rigger (Pair at FWD stern rail)
- 1300 - Inside Passage bulkhead with footrest riser & extended sleeper cushion. (Port only)  
Curtain replaces V-berth doors & bulkhead.
- 1455 - Cabin aft overhang, extended to 36" center length
- 1456 - Cabin aft overhang, raised 4" & extended to 36" center length
- 1500 - Door, walk thru bow (Cuddy & V-berth eliminated)
- 1530 - Door, side boarding (Port)
- 1542 - Trim lip, aluminum at rear cowling
- 1545 - Door, transom boarding (Starboard)
- 1621A - Rear cowling storage box, single with shoe box lid
- 1622A - Rear cowling storage box, two with shoe box lids
- 1761A - Fish boxes, side mounted floor w/ Whale Gulper pumps (QTY 2)
- 1800 - Ladder, roof top (Port or Starboard)
- 1820 - Fold out steps, roof top access (QTY 2)
- 2121 - Rails, welded 6" full wrap stern rails (Fore or aft of transom cowling)
- 2165C - Rod holder (QTY 3) welded to net holder (QTY 1) (Port and Starboard)
- 2200 - Rub Rails, (1 Port & 1 Starboard)
- 2200B - Rub rails, upper & lower (2 Port & 2 Starboard)
- 2220 - Rod holders, welded to fore side of roof top rod holder assembly (QTY 4)
- 2225 - Rose bud cleats, welded aft deck (QTY 4)
- 2255 - Storage rack, roof top
- 2260 - Mechanical scupper drains (Exch. ball drains)
- 2285 - Insulate fish box sides and bottom (Per fish box option)
- 2600 - Frontier davit, at AKBH thru aft cabin overhang - Includes: fabrication of davit, enclosure and paint (Dealer supplied winch / hauler)
- 2600B - Frontier davit, at AKBH thru aft cabin overhang - Includes: fabrication of davit, enclosure and paint (Factory supplied Electro-Dyne winch / hauler)
- 2610 - Dinghy Hoist / Davit with winch #EMD2000SSRP (Thru aft cabin overhang) NOTE: Aft station option required.
- GX3 - Lone Star GX3 Drum Anchor Winch - up to 30ft.
- GX4 - Lone Star GX4 Drum Anchor Winch - up to 40ft.
- GX-A - Lone Star GX3 & GX4 Drum Anchor Winch Welded Provisions - ONLY
- SK-1 - Seakeeper 1, installed in floor fish hold (Shore power option required)

See Dealer For Additional Options





## Outfitting

- 3002 - Anchor windlass, Lofrans LION 1000 1/4" horizontal gypsy
- 3002A - Foot switches for Lofrans LION 1000 windlass
- 3150A - Aerate, rear cowling storage box (Port)
- 3175 - Heater / defroster, Wallas Viking (7' & 9' cabin)
- 3220 - Light, LED rear deck (QTY 1)
- 3230 - Light, LED courtesy at aisle way (QTY 4)
- 3240 - Switch panel, additional eight switch panel
- 3245 - Bow thruster, Side Power SE40/125s single prop 88lb thrust - Includes: Joystick, GRP 27 Battery & 1 Bank charging system (Requires shore power)
- 3247 - Bow thruster, flat panel thruster control (second station)
- 3382 - Dual USB-A/C combo charger (Each) (Portside)
- 3400A - Pump, Whale Gulper pump for in-floor fish box (Single engine)
- 3400B - Pump, Whale Gulper pump for in-floor fish box (Twin engine)
- 3431 - Alarm, high water
- 3435 - Pump, bilge, second 2200 GPH bilge pump
- 3441 - Refrigerator, drawer Isotherm Cruise 65 SS, 2.3 Cu Ft., AC/DC (Requires 24" cabinet)
- 3443 - Refrigerator, drawer Isotherm Cruise 130 SS w/Freezer, 4.6 Cu Ft., AC/DC  
NOTE: Requires 24" cabinet and cannot have sink or stove above unit
- 3444 - Refrigerator, drawer Isotherm Cruise 85 SS, 3.0 Cu. Ft., AC/DC (Requires 24" cabinet)
- 3600 - Shore power for 3 batteries with 3 bank charging system
- 3610 - Shore power and upgrade to 4 batteries with 4 bank charging system
- 3630 - Shore power, Freedom XC Pro Marine 3000w Inverter w/ 4 batteries & 4 bank charging system
- 3690 - Sink, large, w/ faucet & 10 gallon tank (Requires 24" cabinet)
- 3691 - Sink, small, w/ faucet & 10 gallon tank (Requires 12" cabinet)
- 3695 - Water tank, 18 gallon upgrade (Exch. 10 gallon tank)
- 3720B - Spotlight, Go Light Stryker with remote
- 3750 - Stove, Wallas Nordic Dt diesel with blower lid for cabin heat (Requires 24" cabinet)
- 3751 - Diesel tank, 5 gal. aluminum tank w/ external fill & dash fuel gauge
- 3770 - Toilet, flushing centered inside cuddy
- 3820 - Water test, pre dealer delivery
- 3825 - Windshield wiper washer system
- 3830A - Fresh water system, wash down & 18 gallon tank
- 3830B - Fresh water system with sink & faucet, wash down & 18 gallon tank
- 3840 - Hot fresh water shower system, w/ S600EW heater, 30 gallon tank & drain sump
- 3845 - Head drain, with Attwood sump pump (Requires stand up head)



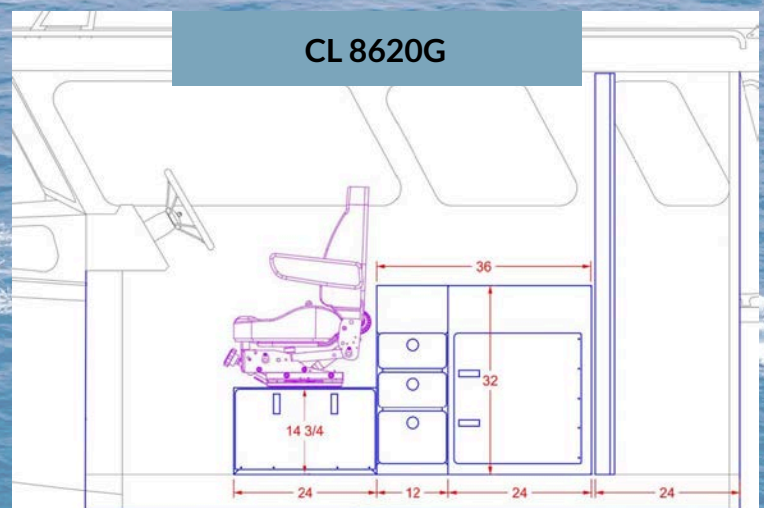
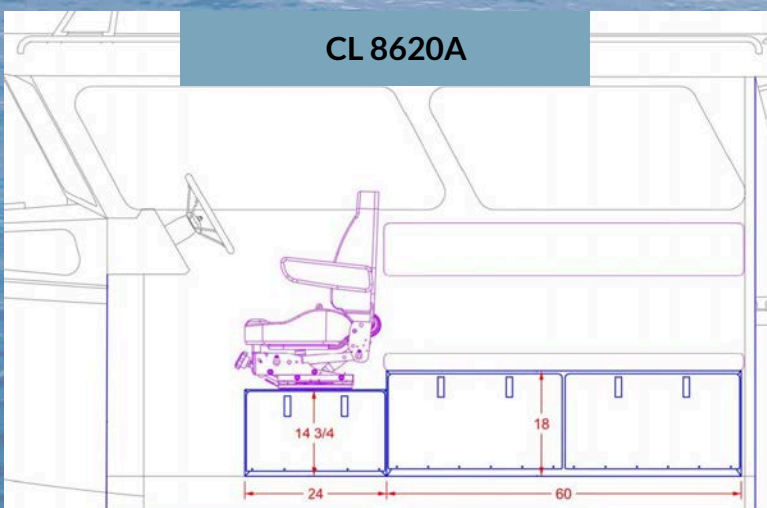
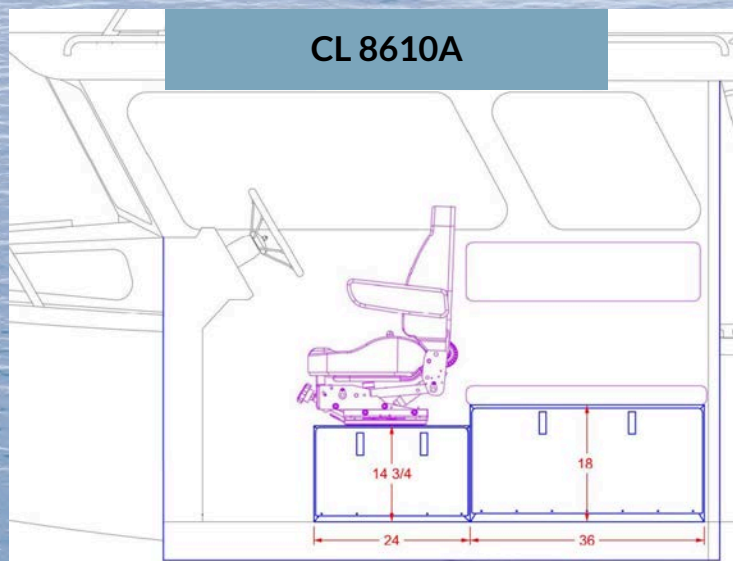


### Steering

- HS 1 - Hydraulic steering system, single main engine
- HS 2 - Hydraulic steering system, twin main engine
- HS YXC1 - Hydraulic steering system, Yamaha XC single engine
- HS YXC2 - Hydraulic steering system main helm, Yamaha XC twin engine

### Cabin Layouts - Choose a Port & Starboard Layout Option

- 7' CABIN
- CL 8610A - (1) Storage seat box (36") w/cushion and back rest
- 9' CABIN (Includes 9' length upgrade)
- CL 8620A - (1) Storage seat box (60") w/cushion and back rest (Aft of helm)
- CL 8620G - (1) Galley cabinet (36") & (1) Stand up flushing toilet (24") Aisle facing



See Dealer For Additional Options



**Canvas**

- 273 - Cover, stern

**Upholstery**

- 330 - Cushions, sleeper custom (Requires opposing bench seat)
- 580 - Seat, flip up with snap on cushions (Each) (Aft deck)
- 625 - Swivels, installed on helm seats (Port & Starboard)
- 710 - Seat, Ocean Master

**Paint Colors**

- 4060 - Color matched Zolatone (Cabin, gunwales & aft deck)
- 4115 - One color full side paint to chine
- 4135 - Two color side paint to chine

**Fuel and Fish Hold**

- 120G-24FB.27 - 120 Gallon fuel tank & 24" Fish hold (2700S with 9' cabin only)
- 120G-36FB.27 - 120 Gallon fuel tank & 36" Fish hold (2700S with 7' cabin only)
- 170G-0FB.25 - 170 Gallon fuel tank & DELETE Fish hold (2500S with 7' cabin only)
- 170G-0FB.27 - 170 Gallon fuel tank & DELETE Fish hold (2700S with 9' cabin only)
- 200G-0FB.27 - 200 Gallon fuel tank & DELETE Fish hold (2700S with 7' cabin only)

**See Dealer For Additional Options**

**Trailer & Outboard Engine Options - Dealer to provide pricing for appropriate equipment found within the 2025MY Dealer Sales Book**

Prices subject to change. Photos include items that may not be standard features or options. Options may not be available on all models.